






**Anfield Road Primary School Medium Term Plan Year 5  
Autumn Term 2**

**What was the Trade Triangle?**

<b>Curriculum Enhancements:</b> <b>Minibus: Visit to Streets in Liverpool that had connections to the Slave Trade.</b> <b>Cookery: Fair Trade cookery</b>					
<b>English</b>					
<b>Genre: Narrative:</b> <b>: Legend based on The Legend of Bowerman's Nose</b>		<b>Genre: Non-Fiction:</b> <b>information text Liverpool tourist attractions.</b>		<b>Poetry</b> <b>Macavity the Mystery Cat</b> <b>T.S. Elliot</b>	
<b>Author Study:</b> <b>JK Rowling</b>					
<b>Maths</b>					
<b>Number</b> <b>Multiplication &amp; Division</b>			<b>Measurement</b> <b>Perimeter</b> <b>Area</b>		
<b>Foundation Subjects</b>					
<b>History – Significant events</b>	<b>Science – Forces &amp; Magnets</b>	<b>Geography – Trade Links</b>	<b>Art – Textiles</b>	<b>DT – Mechanisms</b>	
<b>Key Question:</b> What was the abolition of Slavery?	<b>Key Question:</b> How do forces effect the way things move?	<b>Key Question:</b> Why is Fairtrade important to us all?	<b>Key Question:</b> Can you create your own Batik?	<b>Key Question:</b> Can you make a pulley system to get cargo off the ships??	
<b>Key knowledge:</b>	<b>Key knowledge:</b>	<b>Key knowledge:</b>	<b>Key knowledge:</b>	<b>Key knowledge:</b>	

<ul style="list-style-type: none"> <li>• What does the term slavery mean?</li> <li>• How did the transatlantic slave trade begin?</li> <li>• What was the Triangular Trade?</li> <li>• What part did Liverpool play in the slave trade?</li> <li>• How did the slave trade end?</li> </ul>	<ul style="list-style-type: none"> <li>• Know what gravity is and its impact on our lives</li> <li>• Identify and know the effect of air resistance</li> <li>• Identify and know the effect of water resistance</li> <li>• Identify and know the effect of friction</li> </ul> <p>Explain how levers, pulleys and gears allow a smaller force to have a greater effect</p>	<ul style="list-style-type: none"> <li>• Know how different countries trade with each other</li> <li>• Understand what people mean by Fairtrade</li> <li>• Know which countries suffer if there is not a culture of Fairtrade</li> <li>• Know what is meant by sustainability, global citizenship and ethical codes</li> <li>• Which countries are exploited and can we locate them on a world map</li> </ul>	<ul style="list-style-type: none"> <li>• Create a <b>wax resist on fabric</b>.</li> <li>• Experiment with batik on paper to control the jantling tool.</li> <li>• Use a <b>batik pot and Jantling tools</b> to create a batik pattern on fabric.</li> <li>• Dye the fabric or paint with <b>natural dyes</b>.</li> <li>• <b>Evaluate the success of the wax resist</b>.</li> </ul>	<p><b>Key Knowledge:</b> Look at how cargo is transported from ships – cranes etc. Develop a technical vocabulary appropriate to the project. Use mechanical systems such as cams, pulleys and gears. Use construction kits to make a pulley system.</p> <p><b>Focussed Practical Task:</b> Create a pulley system using a construction kit.</p>
<p><b>Key Vocabulary:</b> freedom slavery Abolishment transatlantic Trade triangle William Wilberforce</p>	<p><b>Key Vocabulary:</b> Friction Gravity Air Resistance Water resistance Lever Pulley</p>	<p><b>Key Vocabulary:</b> Sustainability Global citizenship Ethical codes Developing country Co-operatives Fairtrade premium</p>	<p><b>Key Vocabulary:</b> Wax resist Jantling tool Evaluate Dye Fabric Iron</p>	<p><b>Key Vocabulary:</b> Pulley Transport Cam Gear</p>
<b>Foundation Subjects</b>				
<p><b>PSHE - Whole School theme – Respect</b></p>	<p><b>RE – Islam</b></p>	<p><b>Music –</b></p>	<p><b>PE – Boxing &amp; Gymnastics</b></p>	<p><b>Computing - Networks</b></p>
<p><b>Key Question:</b> How can friends communicate safely</p>	<p><b>Key Question:</b> What does it mean to be a Muslim in Britain today?</p>	<p><b>Key Question:</b></p>	<p><b>Key Question:</b></p>	<p><b>Key Question:</b> Do I understand how networks work?</p>

				
<b>Key knowledge:</b>	<b>Key knowledge:</b>	<b>Key knowledge:</b>	<b>Key knowledge:</b>	<b>Key knowledge:</b>
<p>The different relationships you have with people in your life.  How knowing somebody face-to-face is different to knowing them online.  What risks are involved when making new friends?  What content is safe to share online?  Consent around sharing images online</p>		<b>Gospel Blues</b>	<b>Boxing throughout the yaer</b>	<p>Understand the difference between the internet and the world wide web.  Understand that the Internet provides many different services.  Know about the key components of a network and how networks work.  Understand what an IP (Internet Protocol) address is.</p>
<b>Key vocabulary</b> Stranger danger False identity Social media Image sharing E-safety Boundaries	<b>Key vocabulary</b>	<b>Key vocabulary</b>	<b>Key vocabulary</b>	<b>Key vocabulary</b> Address Internet Internet Protocol World wide web