






Anfield Road Primary School Medium Term Plan Year 1
Spring Term 2
What do I know about our Capital City?

Curriculum Enhancements:										
Theatre company 'The Great Fire of London' Trunk Theatre production.										
English										
Genre – Narrative Traditional Tales The Frog Prince		Genre – Non-Fiction Recount		Author Study – Traditional tales 						
Phonics – Daily RWI sessions										
Maths										
Number: Compare number sentences (addition and subtraction)	<p>Make a family of number sentences.</p> <p>$3 + 2 = 5$ $5 - 3 = 2$ $2 + 3 = 5$</p>	Number: Numbers to 50: Tens and Ones & Representing								
Foundation Subjects										
History – significant events	Science – materials	Geography –	Art – Drawing	DT –						
Key Question: How do we know that the Great Fire of London Happened?	Key Question: What do I know about the materials around me?	Key Question: What are some features of our capital city London?	Key Question: Can you draw buildings like Christopher Wren?	Key Question: Can you create a winding mechanism?						
	<table border="1"> <tr> <td>Wood </td> <td>Metal </td> </tr> <tr> <td>Plastic </td> <td>Fabric </td> </tr> <tr> <td>Glass </td> <td>Paper Rock </td> </tr> </table>	Wood 	Metal 	Plastic 	Fabric 	Glass 	Paper Rock 			
Wood 	Metal 									
Plastic 	Fabric 									
Glass 	Paper Rock 									

Key knowledge:	Key knowledge:	Key knowledge:	Key knowledge:	Key knowledge:
<ul style="list-style-type: none"> • What were the main events of the great fire? • Do you know how we know that the fire happened? • Why did the fire burn for so many days? • How has firefighting improved over the years? • What did people learn from the fire and how did it improve London 	<ul style="list-style-type: none"> • Know that there are many different types of materials • Know what we use glass, wood and bricks for • Know that plastics are often easy to bend • Know that some materials are natural and some man made. • Name some common everyday materials such as glass, metal, wood, plastic, fabric. 	<ul style="list-style-type: none"> • Name and locate on a map England and its capital city London. • Know what a capital city is • Know some of the important features in London • Know the names and purpose of several of London's famous buildings • Know why most significant cities are situated next to a river 	<ul style="list-style-type: none"> • Explore a range of drawing tools that make marks, pen, pencil, charcoal, etc. • Begin to control marks made. • Draw on different surfaces, textured wallpaper, paper, card. • Draw from both observation & imagination. • Photos of buildings/direct observation of school. • Create textures by rubbing. Eg bricks to add texture to drawings 	<p>Look at a simple winding mechanism and explore how it works.</p> <p>Explore using a roll of paper with string toed to an object and wind up and down.</p> <p>Move onto using dowel with a tighter roll on a cotton reel.</p> <p>Make a winding mechanism to drop buckets of water on the great fire.</p> <p>Focussed Practical Task:</p> <p>Create a winding mechanism with string, dowel and a cotton reel.</p>
Key Vocabulary Pudding Lane Thomas Farrinor Samuel Pepys Diary River Thames St Pauls Cathedral	Key Vocabulary Plastic Metal Wood Glass Natural Man made	Key Vocabulary London River Thames Buckingham Palace Houses of Parliament London Eye Underground	Key Vocabulary Observe Imagine Architect Christopher Wren Charcoal Pencil	Key Vocabulary Cotton reel Dowel Down Mechanism String Up Wind
Foundation Subjects				
PSHE - Whole School theme – Freedom	RE –	Music –	PE – Dance	Computing - garage band
Key Question: Who helps to keep us safe?	Key Question: What does it mean to belong to a faith community?	Key Question: Can you sing in a round?	Key Question:	Key Question: Can I use a word processor to share my findings?

				
Key knowledge:	Key knowledge:	Key knowledge:	Key knowledge:	Key knowledge:
<p>Who can help me in different situations? How can I attract attention or ask for help? How to respond safely to adults I do not know. What shall I do if I feel unsafe or worried for myself or others? How it's important to keep asking for help until you are heard. How to get help if there is an accident and someone is hurt, including how to dial 999 in an emergency and what to say</p>		<p>Follow simple visual directions (stop, start, loud, quiet) 'My turn, your turn. 'Begin with songs using a small range, so-mi (think cuckoo or nee-naw) Then slightly wider range (e.g. Bounce High, Bounce Low). Include pentatonic songs (e.g. Dr Knickerbocker). Call and response songs to help control vocal pitch and to match the pitch with accuracy.</p>		<ul style="list-style-type: none"> ▪ Know that text can be different colours, sizes and styles and that these can easily be changed. ▪ Know that technology can be used to communicate ideas in different ways, e.g. text, images, tables and sound.
Key vocabulary Emergency services Emergency Stranger Support Safety Injury	Key vocabulary	Key vocabulary	Key vocabulary	Key Vocabulary: Keyboard Launch space bar undo/redo