






Anfield Road Primary School Medium Term Plan Year 2
Spring Term 1
How can we look after our planet?

Curriculum Enhancements:				
Stanley Park				
English				
Genre – Narrative Dinosaur Drip		Genre –non fiction Non Chron reports		Author Study – Ian Whybrow
Phonics – Daily RWI sessions				
Maths				
Shape		Statistics		
Foundation Subjects				
History –	Science – animals	Geography –	Art – sculpture	DT – Textiles
Key Question: What do we know about Mary Anning?	Key Question: Do all baby animals look like their parents?	Key Question: What are the 7 continents and 5 oceans of the world?	Key Question: Can I create an eco sculpture	Key Question: Can you upcycle an old item of clothing?
Key knowledge:	Key knowledge:	Key knowledge:	Key knowledge:	Key knowledge:
<ul style="list-style-type: none"> Who was Mary Anning? What did she do? 	<ul style="list-style-type: none"> Know that animals, including humans, have 	<ul style="list-style-type: none"> Name the 7 continents Name the 5 oceans 	<ul style="list-style-type: none"> Look at how natural and man-made materials can be used to create sculptures. 	<ul style="list-style-type: none"> What do we mean by upcycle?

<ul style="list-style-type: none"> • How did she become famous? • What does a palaeontologist do? • What legacy did Mary Anning leave behind? 	<ul style="list-style-type: none"> • offspring, which grow into adults • know the basic stages in a life cycle for animals • humans and some animals these offspring will be young, such as babies or kittens, that grow into adults • In other animals, such as chickens or insects, there may be eggs laid that hatch to young or other stages which then grow to adults. • The young of some animals do not look like their parents e.g. tadpoles 	<ul style="list-style-type: none"> • Know compass positions North, South, east & west. • Explore which continents the dinosaurs roamed. • Has the world always looked the same 	<ul style="list-style-type: none"> • Snip edges of a card tube to affix to a surface. • Create models from imagination and observation. • Join materials together with various techniques, tape, string, paper clips, & elastic bands. • Create own models from junk. 	<ul style="list-style-type: none"> • What do we mean by recycle? • Look at a selection of clothes that are no longer wanted, staff donations. • What could we do to give them a new life? • Create a class bunting by cutting the old clothes up into triangles for the children to decorate. • Teach children how to use fabric crayons. Stick on beads glue and sequins
Key Vocabulary Mary Anning Fossil Fossil hunter Jurassic palaeontologist Pioneer	Key Vocabulary offspring reproduction growth baby child Adult	Key Vocabulary Ocean Continent North South East West	Key Vocabulary Picasso sculptor affix 3D model design	Key Vocabulary Bead bunting Decorate Fabric crayon recycle Sequin Upcycle
Foundation Subjects				
PSHE - Whole School theme – Responsibility	RE – Islam	Music –	PE – Dance & Net & Wall games	Computing - Search engines
Key Question: What helps keep us safe? (recognising risks and following rules)	Key Question: Who is a Muslim and what do they believe?	Key Question:	Key Question:	Key Question: Can I discover new facts about dinosaurs?

				
<p>Key knowledge:</p>	<p>Key knowledge:</p>	<p>Key knowledge:</p>	<p>Key knowledge:</p>	<p>Key knowledge:</p>
<p>Where there are rules in everyday life and their purpose in keeping us safe e.g. road safety/water safety/household products</p> <p>How to identify risk and remove yourself from potential dangers both in the real world and online.</p> <p>What is peer pressure?</p> <p>How to speak with someone you trust if you feel unsafe or worried.</p> <p>What keeps us healthy? (what we eat and drink/what activities we do and how much sleep we get)</p> <p>How to stay safe in the sun.</p> <p>That medicines can help people stay healthy and some people take medicine every day.</p>			<p>Bouncing a ball</p>	<ul style="list-style-type: none"> ▪ Begin to understand that some websites are more useful than others when searching for topics. ▪ understand that technology can give rapid access to a wide variety of information and resources ▪ Understand that there are different ways of finding information, e.g., books, asking other people ▪ Understand a website has a unique address and the need for precision when typing it. ▪ Begin to understand that not everything on the internet is true.
<p>Key vocabulary</p> <p>Risk</p> <p>Rules</p> <p>Danger</p> <p>Peer pressure</p> <p>Healthy</p>	<p>Key vocabulary</p>	<p>Key vocabulary</p>	<p>Key vocabulary</p>	<p>Key Vocabulary:</p> <p>Keyword</p> <p>Searching</p> <p>world wide web</p>

