






Anfield Road Primary School Medium Term Plan Year 3
Spring Term 1
What legacies did the Romans leave behind?

Curriculum Enhancements:				
Visit to Roman Fort Wrexham for a day re-enacting Roman Life.				
English				
Genre – Narrative Write a myth based on Jupiter and the bee		Genre – Non-Fiction Non-Fiction: Create a Non – Chronological report about what the Romans did for Britain		Poetry Roman Poems Battle Blood – Kenning I am a Roman Soldier – Josiah Wedgewood
Author Study: Pamela Butchart				
Maths				
Measurement: Converting measure		Number: Multiplication		Measurement: Length & Perimeter
Foundation Subjects				
History – Empires	Science – Forces & Magnets	Geography – Mapping	Art – Print etching	DT – Structures
Key Question: What impact did the Romans leave on British life?	Key Question: What is meant by the word Force?	Key Question: What Roman ruins still stand in Britain today?	Key Question: Can you create a relief print?	Key Question: Can you make a catapult with a strong base?
Key knowledge:	Key knowledge:	Key knowledge:	Key knowledge:	Key knowledge:

<ul style="list-style-type: none"> • Why did the Romans invade Britain? • What did the Romans find when they first arrived in Britain? • What did the Romans do to improve Britain? • Why did the Romans leave Britain? • What evidence is there that the Romans came to Britain at all? 	<ul style="list-style-type: none"> • To know that a force is a push or a pull • When an object moves on a surface, the texture of the surface and the object affect how it moves. • A magnet attracts magnetic material • The strongest parts of a magnet are the poles. • How do magnets attract and repel? 	<ul style="list-style-type: none"> • Know where some roman ruins are located on a map eg: Hadrian's Wall, Roman Baths, the ampitheatre Chester. • Know the significant features of roman ruins. • What do the locations have in common. • What are the significant features of Roman Roads • Describe one or more Roman sites in Britain and give examples of key findings 	<ul style="list-style-type: none"> • Use a sketchbook to explore relief prints. • Draw images onto foil for a relief print. • Create a relief print with foil etching • Experiment with the image – the mirror of the image will be left on the paper. • Arrange the position of each print to create a picture. 	<ul style="list-style-type: none"> • Look at how a catapult works. The base needs to be strong to support the weight of the pull of the catapult. • Look how to make the sling move back and forth. • Consider what you could use for the shot. • Follow instructions to make a catapult. • Evaluate the product.
Key Vocabulary Invade Romanisation Emperor BCE & CE Boudica Rebellion	Key Vocabulary Repel Attract Pole Magnestism Friction Force	Key Vocabulary Hadrian's Wall Chester Ampitheatre Roman Baths Roman Road archaeological sites Unesco world heritage site	Key Vocabulary mirror image relief print foil etching monoprint ink repeat	Key Vocabulary Catapult Lever Shot Sling
Foundation Subjects				
PSHE - Whole School theme – Responsibility	RE –	Music –	PE – Swimming & target games – basketball	Computing - Key Note
Key Question: What keeps us safe?	Key Question: Why is the Bible so important for Christians today?	Key Question:	Key Question:	Key Question: Can I create an information text on the Romans?

				
Key knowledge:	Key knowledge:	Key knowledge:	Key knowledge:	Key knowledge:
<p>How to recognise hazards that may cause harm or injury. How to keep your body protected and safe eg: wearing a seatbelt. Know that your body belongs to you and that you shouldn't be hurt or touched.</p>		Hans Zimmer – Gladiators slaves to Rome.		<p>Recognise the features of good page design and multimedia presentations. Consider how design features meet the needs of the audience e.g., poster, newspaper, menu, instructions. Understand that presentations and projects need to be analysed and evaluated and suitable changes suggested to improve it.</p>
Key vocabulary Seatbelt Hazards Safe touch Protection Danger	Key vocabulary	Key vocabulary	Key vocabulary	Key Vocabulary: Digital content digital devices, software